

AMO Global Small-Mid Cap Equity Quality Growth Portfolio Class IIA USD Dist

31 March 2021 Factsheet

Investment Objective

AMO Global Small Mid-Cap Equity Quality Growth Portfolio (the fund) aims to generate long-term capital appreciation by investing in small- mid cap equities listed globally through a high-conviction and benchmark-agnostic approach.

Investment Policy

The fund seeks "high-quality" companies with differentiated source of growth as well as resilience by evaluating:

1. The company's value proposition to customers
2. Whether the business model is best of breed
3. Whether it has differentiated competitive advantages
4. A long-term oriented corporate strategy

Fund Facts

Portfolio Manager	Mr. Seiji Izaki	
Structure	UCITS SICAV	
Base Currency	USD	
Sub-fund Launch Date	15 November 2019	
Share class Launch Date	Class IIA USD Dist	14 February 2020
Total Fund Size (USD mil)	158.4	
Minimum Investment	Class I	USD 1mil or the equivalent
	*Class IIA	USD 5mil or the equivalent
	Class P	
Investment Management Fee	Class I	0.75%
	*Class IIA	0.65%
	Class P	0.75%
	Class Q	1.30%
Total Expense Ratio (TER**)	Class IIA USD Dist	1.04%

* Class IIA shares are available within a certain period of the launch date of the relevant Fund (the initial launch period).

** TER includes all charges. The figure is based on expenses for the year ending December 2020.

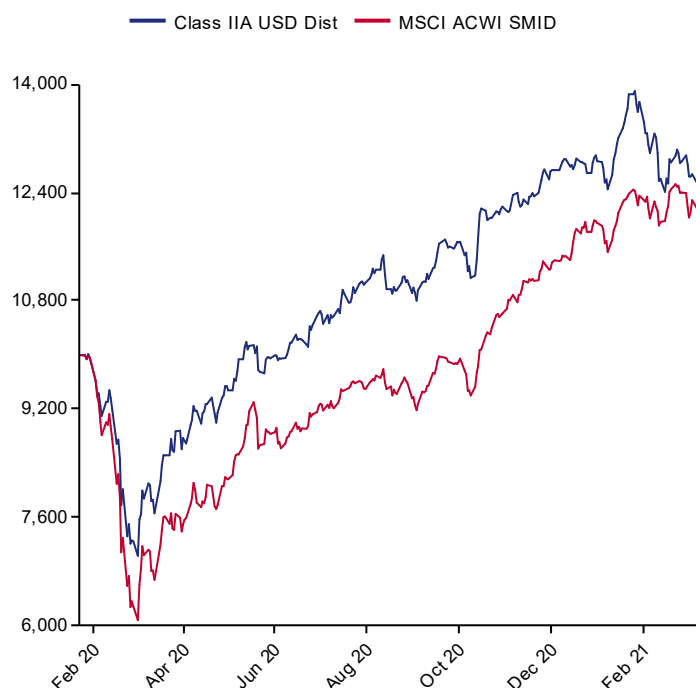
Performance Contributions

Top 3 Contributors	Country	Sector	Contribution %
Dollarama Inc.	Canada	Consumer Disc.	0.5%
Eurofins Scientific Societe Europeenne	France	Health Care	0.3%
HomeServe plc	United Kingdom	Industrials	0.2%

Bottom 3 Contributors	Country	Sector	Contribution %
HubSpot, Inc.	United States	I.T.	-0.9%
New Oriental Education & Technology Group, Inc.	China	Consumer Disc.	-0.8%
Q2 Holdings, Inc.	United States	I.T.	-0.6%

Source: FactSet

Indexed Performance***



Cumulative Performance (%)

	1 Month	3 Months	6 Months	YTD	Since Inception
Fund (Class IIA USD Dist)	-1.5	-0.9	15.3	-0.9	27.8
MSCI ACWI SMID***	2.1	7.1	29.6	7.1	22.7

Annualised Performance (%)

	1 Year	3 Year	5 Year	Since Inception
Fund (Class IIA USD Dist)	58.3	-	-	24.3
MSCI ACWI SMID***	72.8	-	-	19.9

Calendar Year Performance (%)

	2020	2019	2018	2017	2016	2015	2014	2013	2012	2011	2010	2009	2008	2007	2006	2005	2004	2003	2002	2001	2000	1999	1998	1997	1996	1995	1994	1993	1992	1991	1990		
Fund (Class IIA USD Dist)																																	
MSCI ACWI SMID***																																	

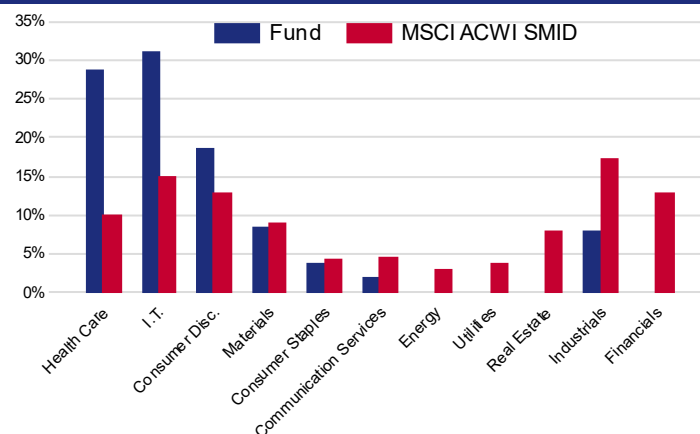
*** MSCI ACWI SMID (All Country World Small Mid Cap Index) is used for reference and illustrative purposes only and is not the official benchmark for the fund. Above performance (Fund data source: Brown Brothers Harriman (Lux) S.C.A) is based on a Net Asset Value basis Class IIA USD Dist share class and its inception date is 14/02/2020

AMO Global Small-Mid Cap Equity Quality Growth Portfolio Class IIA USD Dist 31 March 2021 Factsheet

Top 10 Holdings

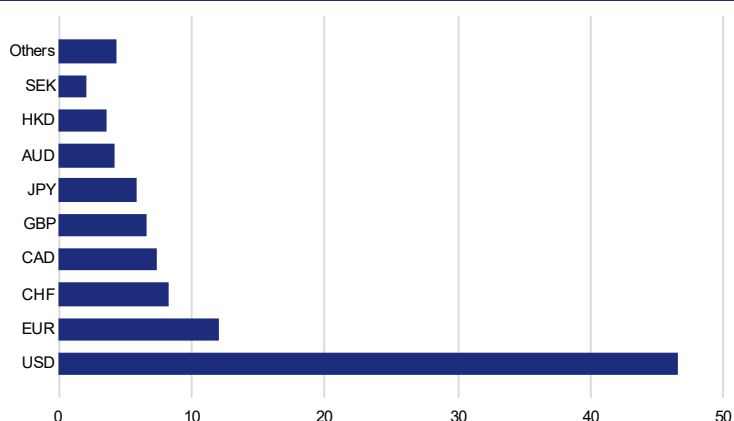
Security	Country	Sector	Weight %
HubSpot, Inc.	United States	I.T.	5.8
Eurofins Scientific Societe	France	Health Care	5.7
Gartner, Inc.	United States	I.T.	5.2
Tyler Technologies, Inc.	United States	I.T.	4.8
SIG Combibloc Group Ltd	Switzerland	Materials	4.2
Dollarama Inc.	Canada	Consumer Disc.	4.1
Straumann Holding AG	Switzerland	Health Care	4.0
Bright Horizons Family Solutions,	United States	Consumer Disc.	4.0
NICE Ltd Sponsored ADR	Israel	I.T.	3.8
Asahi Intecc Co., Ltd.	Japan	Health Care	3.7

Sector Weight



Source for Top 10 Holdings, Sector Weight, Currency Weight and Country Weight: FactSet

Currency Weight (%)



Country Weight (%)

	Fund	MSCI ACWI SMID
U.S.A.	38.0	51.6
Switzerland	8.2	1.7
Canada	7.2	3.0
U.K.	6.6	5.6
China	6.2	1.6
Japan	5.7	9.8
France	5.7	2.2
Australia	4.0	2.7
Israel	3.8	0.7
Others	14.4	21.1

MSCI ACWI SMID (All Country World Small Mid Cap Index) is used for reference and illustrative purposes only and is not the official benchmark for the fund.

Fund Statistics

Number of Holdings	36
% in Top 10 Holdings	45%
Historical Volatility Portfolio [^]	17.73%
Ex-ante Tracking Error (Source: Barra)	9.48%
Beta (Source: Barra)	0.85
Information Ratio [^]	-2.00
Sharpe Ratio [^]	3.26
Active Share	98.5%
Turnover Ratio [^]	22.9%

[^] Calculated using the past 1 year monthly returns/data.

Dealing & Prices

Dealing Frequency	Daily
Settlement	Subs. T + 3 Redempt. T + 5
Administrator	Brown Brothers Harriman (Luxembourg) S.C.A.
Dealing Line	+352 474 066 226
Dealing Fax	+352 474 066 401
Email	Lux.BBH.Transfer.Agent@BBH.com
Price Availability	www.am-one-int.co.uk

Class	ISIN	Bloomberg
Class IIA USD Dist	LU2118215743	AGSMIIA LX
Class I USD Acc	LU2070327783	AGSMGIU LX
Class I EUR Acc	LU2070327866	AGSMGIE LX

AMO Global Small-Mid Cap Equity Quality Growth Portfolio Class IIA USD Dist 31 March 2021 Factsheet

AMO Global Small-Mid Cap Equity Quality Growth Portfolio Class IIA USD is a sub-fund of AMO UCITS Fund. AMO UCITS FUND is organised as a Société d'investissement à Capital Variable (investment company with variable capital) and is governed by the laws of the Grand-Duchy of Luxembourg. AMO UCITS Fund has its registered office in the Grand-Duchy of Luxembourg and is authorised in Luxembourg and regulated by the Commission de Surveillance du Secteur Financier.

Before investing into AMO UCITS Fund (the 'Fund'), you should read the related KIID and the prospectus (the prospectus is available in English only) as well as the latest annual or interim reports. Please refer to the risk factors for risks applicable in investing in this Fund. The prospectus and KIID are available from the Asset Management One International website at <https://www.am-one-int.co.uk/investment-capabilities/ucits>.

This document has been prepared by Asset Management One International Ltd., and is not intended for distribution in any jurisdiction or country where distribution would be illegal. This document does not constitute an offer, solicitation or a recommendation to invest in AMO UCITS Fund AMO Global Small-Mid Cap Equity Quality Growth Portfolio Class IIA USD and in particular not an offer in any jurisdiction where such offer would not be authorised. The information contained in this document is intended for Professional Investors only. The value of an investment portfolio and the income from it may fall as well as rise and investors may not get back the amount originally invested. Past performance is not necessarily a guide to the future. All sources (unless indicated) Asset Management One International Ltd.

Asset Management One International Ltd is authorised and regulated by the Financial Conduct Authority.

Certain sub-funds of the AMO UCITS Fund have been registered in Denmark, Finland, France, Italy, Luxembourg, Norway, Sweden and the UK. Some share classes may not be available in all countries of registration. Please refer to the Asset Management One International website at <https://www.am-one-int.co.uk/investment-capabilities/ucits> for the country of registration of each sub-fund. This is for information only and is not a recommendation to sell or purchase any investment.

Additional information for Switzerland

In respect of the shares distributed in and from Switzerland to Qualified Investors, please be informed that the Swiss Representative is Credit Suisse Funds AG, Uetlibergstrasse 231, Postfach, CH-8070 Zurich and the Swiss Paying Agent is Credit Suisse (Switzerland) Ltd., Paradeplatz 8, CH-8001 Zurich. The prospectus (including the Supplement for investors in Switzerland), the articles of incorporation, the key investor information document(s) as well as the annual and semi-annual reports of AMO UCITS Fund may be obtained free of charge by Qualified Investors from the Swiss Representative. The AMO UCITS Fund may only be offered and its prospectus may only be distributed in Switzerland to Qualified Investors as defined in the Swiss Collective Investment Scheme Act (CISA) and its implementing ordinance.